




How to Create an **INSTAGRAM** Fundraiser from Mobile

1. From your **personal Instagram page**, hit the  icon – as if you were doing a regular post.
2. The "create" screen will come up and choose the **Fundraiser icon**  at the bottom.
3. Choose **chadtoughdefeatdipg** on the "select nonprofit screen".
4. **Add a PHOTO**  that represents "WHY" you are fundraising for ChadTough.
5. Tell **WHY** you are raising funds and set your **fundraiser goal** amount – be sure to add donations doubled through Nov. 30!
6. Tap **SHARE** at the bottom of the screen.
7. You can end or edit at any time. This fundraiser will show up in your profile.

GI ING TUESDAY

Emergency Assistance:



Shelleen 586-491-6681 or Laura 734-478-8155

Through the generosity of our donors, your donations will be matched up to \$300,000 through November 30th!

100% of your donations raised through the Instagram platform will go directly to ChadTough Defeat DIPG Foundation.